

MAFCA FASHION GUIDELINES 2015 Edition

New and Replacement Pages

The 2015 Edition of the *MAFCA Fashion Guidelines* includes seven new pages and ten pages that should be replaced due to significant changes made to them. They are included with this document. We suggest that you print them and insert them in the appropriate place to keep your 2010 Edition current.

R = Replace Current Pages

NEW = New Addition

<u>Action:</u>	<u>Page #</u>	<u>Title of Page:</u>	<u>Changes:</u>
R	iii	Acknowledgements	Additional paragraph
<i>Section 1 - GENERAL GUIDELINES</i>			
R	1-ii	Table of Contents	Added new information which changed page numbering
R	1-2	General Guidelines- Fashion Entrants	Added new #6; renumbered other items; changed verbiage for new #8b and 9
R	1-7	General Guidelines - Fashion Judging	Changed wording to agree with MAFCA Policy P3S04
R	1-8	General Guidelines - Fashion Judging cont.	Deleted #4, and other reference to certification cards; other minor verbiage changes
R	1-20	Master Tabulator Sheet	Instructions to send copy to HFC; change 30 days to 45 days
R	1-21	EFC Chairperson- Duties and Responsibilities	Added #12 and #13
NEW	1-22	Era Fashion Committee	Replaced with MAFCA Policy P3S07 for wording consistency
NEW	1-23	Era Fashion Committee	
NEW	1-29	Request for MAFCA Fashion Judging Sanction	New updated form added to Fashion Guidelines
<i>Section 2 - MEN'S ERA FASHIONS</i>			
R	2C-15	Gloves for Work	Illustration I has been changed; date of catalog for I changed to 1930/31
NEW	2E-7	Spats, Gaiters, Puttees, and Leggings	New information added
<i>Section 3 - WOMEN'S ERA FASHIONS</i>			
NEW	3E-15	Gaiters and Leggings	New information added
<i>Section 4 - CHILDREN'S ERA FASHIONS</i>			
R	4ii	Table of Contents	Added new information which changed page numbering
NEW	4D5 /4D6	Toddler-Preschool - Outer Garments	New pages added

FILE THIS SHEET IN FRONT OF YOUR BINDER FOR FUTURE REFERENCE

10/1/2015

ACKNOWLEDGEMENTS

This 2010 edition of the MAFCA *Fashion Guidelines* was made possible by a small team of dedicated individuals, who worked tirelessly to make this new edition a reality. The MAFCA *Fashion Guidelines* has almost doubled in size, with new clear digital pictures. The team spent hours researching era publications, resulting in the addition of more documented information to the *Fashion Guidelines*. The individuals listed below are responsible for this new edition.

Jeanie Adair	Gail Doemland	* Anne Neely-Beck
Les Andrews	Patti Jones	Lois Przywitowski
Rick Black	* Judy Lewis	* Trudy Vestal
Jackie Brooks	Bill Lincoln	

The first edition of the MAFCA *Fashion Guidelines* was written in 1986. It consisted of the General Guideline section, and was a combined effort of the following MAFCA and MARC members.

Peggy Allin	Patti Jones	Gloria Moxley	Debra Parr-Kackley
Phil Allin	Connie Kahl	Freda Murphy	* Mickie Parr
Pat Davis	# Karen Keeley	Bob Neighbors	Peggy Riley
* Edie Jones	Gerry Lappin	Martha Orbank	Peggy Wishon

MAFCA continued with the *Fashion Guidelines*, independent of MARC, and added the Men's section in 1989. The Women's, Children's, Reproduction and Glossary sections were added in 1992. Many revisions were implemented in the years that followed. The 2007 revision introduced the newest category to MAFCA fashion judging, titled Model A Era Image. Those listed below were responsible for the additions and revisions to the original MAFCA *Fashion Guidelines*.

* Donna May Bewley	Marlene Grundman	* Trudy Vestal	Joni Morgan
Pegge Blinco	Janet Gundlach	Cheryl Tatro	Ralph Morgan
* Char Crawford	* Judy Hamilton	* Pat Watson	* Anne Neely-Beck
Jack Crawford	Patsy Heller	Gerry Lappin	Willona Park
Fern Davis	Marie Hickling	* Judy Lewis	Marie Robinette
Holly DiDomenico	Patti Jones	* Lynette Marcione	Mickey Shackleton
* Elaine DuPen	Lee Anne Dust	* Maxine Dust	

MAFCA updated the 2010 version in 2015 to correct minor punctuation and grammar errors, and to add some additional documented information. The individuals listed below were responsible for these additions and revisions.

Les Andrews	Sharon Johnson	Lois Przywitowski
* Mary Carlson	* Judy Lewis	* Trudy Vestal
* Peggy Gill	* Lynette Marcione	
* Janet Gundlach	Harriet McNeill	

MAFCA gratefully acknowledges the above individuals for their hard work and dedication to all aspects of the MAFCA *Fashion Guidelines*.

* Past or Present MAFCA EFC Chairperson
Past MARC EFC Chairperson

CONTENTS

Section 1 General Guidelines

INTRODUCTION	1-1
FASHION ENTRANTS	1-2
General Requirements & Information	1-2
MAFCA FASHION JUDGING REGISTRATION FORM(A)	1-3
MAFCA FASHION JUDGING REGISTRATION FORM(B).....	1-4
MAFCA FASHION JUDGING REGISTRATION FORM (Sample)	1-5
CATEGORY, DIVISION & MAJOR AREAS	1-6
FASHION JUDGING	1-7
Fashion Judge Certification Program.....	1-7
How To Become a Fashion Judge	1-7
Judging Levels	1-7
Duties of a Chief Judge	1-7
Judging Definitions	1-8
Judges' Information	1-8
Judges' Meeting	1-8
Scoring Requirements & Information	1-9
FASHION JUDGING WORKSHEET	1-11
WORKSHEET DEFINITIONS - MAJOR AREAS	1-13
FASHION JUDGING RESULTS (Work Sheet).....	1-17
TABULATION	1-18
AWARDS, MERIT SYSTEM.....	1-18
SPECIAL AWARDS	1-19
MASTER TABULATOR SHEET.....	1-20
ERA FASHION COMMITTEE CHAIRPERSON Duties and Responsibilities.....	1-21
ERA FASHION COMMITTEE	1-22
HOST FASHION COORDINATOR.....	1-24
JUDGING INFORMATION.....	1-25
FASHION SHOW INFORMATION	1-25
FASHION SHOW PRESENTATION.....	1-26
AWARDS	1-26
FASHION SEMINAR INFORMATION	1-27
FASHION SEMINAR LEADER GUIDELINES.....	1-27
DISPLAY ONLY ERA FASHIONS 1928-1931.....	1-27
CHECKLIST OF PERSONNEL AND EQUIPMENT.....	1-28
REVIEW CHECKLIST	1-28
REQUEST FOR MAFCA FASHION JUDGING SANCTION.....	1-29

GENERAL GUIDELINES

FASHION ENTRANTS

GENERAL REQUIREMENTS & INFORMATION

1. The Chief Judge reserves the right to reassign the entrant to the proper category, division and class.
2. In Original and Reproduction the major garment determines the entrant's category.
3. The Fashion Judging Entry Form must be used.
4. Each individual must complete the form regardless of class entered. If more than one in a family or group is entering, copy the blank form or send for extra copies as needed.
5. The entry form must be filled in completely and returned by the deadline. Entries received beyond the deadline may be considered. The final decision will be made by the Chief Judge and the Host Fashion Coordinator.
6. An entrant is allowed only one ensemble to be judged at a MAFCA sanctioned event.
7. The entrant should list all items in each area to be judged and note any documentation that will be provided.
8. A finished ensemble should be complete for its category.
 - a. Items incorrect for the category (i.e. reproduction items in the Original category or original items in the Reproduction category) will result in an appropriate reduction of points. However, entrants are encouraged to make their outfits as complete as possible.
 - b. In the Model A Era Image category, original items can be mixed with non-era fashion items that have the era look.
9. Documentation should accompany your completed entry form if appropriate. You may also bring the documentation with you to the judging room. This is advisable if what you are wearing is not seen in the MAFCA *Fashion Guidelines*. The judges use the MAFCA *Fashion Guidelines* as their primary resource.
 - a. Acceptable documentation can be from MAFCA publications and the MAFCA website fashion articles. Magazines, periodicals, catalogs, or other era fashion related material, providing it is dated from 1928-1931, may be used. Not acceptable are, modern publications from current magazines such as *Vogue*, *Victoria*, *Schiffer* and other collector books as the information in these publications are not always specific enough as to the year in which the item was manufactured.
 - b. Copies of your documentation are acceptable, but must include the date and name of the periodical.
10. Individuals in a group, family or couple must all be similarly attired for category and division entered.
 - a. Each individual will be judged separately regardless of class entered.
 - b. Score totals are obtained by adding all the individual score totals, then dividing by the number of entrants in the entry for average score.
11. Final instructions will be given to the entrants prior to judging and appearing in the fashion show.
12. Entrants are expected to be ready at the appointed time. Those who are late may be required to wait until all other entrants are judged.
13. An entrant may be asked to return to the judging room for further questions and re-evaluation within a reasonable length of time.
14. Entrants are expected to appear in the fashion show in their complete "as judged" ensembles.
15. Entrants may be requested to appear in their complete ensembles other than at the time of judging, for the fashion show or photography by *The Restorer*.
16. If you have entered before, try to assist newcomers.
17. If you have any suggestions or comments discuss this information with the Era Fashion Committee Chairperson. We learn by doing.
18. Enter for the enjoyment of sharing your ensemble with others.

FASHION JUDGING

FASHION JUDGE CERTIFICATION PROGRAM

All judges must be current MAFCA members. All certified judges names will be on file at the MAFCA office.

HOW TO BECOME A FASHION JUDGE

Order the *Fashion Guidelines* from the MAFCA office. All six tests are open book tests based only on the *Fashion Guidelines*. The six tests may be ordered from the MAFCA office or downloaded from the MAFCA website.

- Test 1: Fashion Judging
- Test 2: Major Garment
- Test 3: Headgear
- Test 4: Coordinated Apparel
- Test 5: Accessories
- Test 6: Footgear

Completed tests shall be sent to the MAFCA office for scoring.

JUDGING LEVELS

A. **Apprentice**-a member who is in training to be a Judge. The Apprentice Judge shall satisfactorily complete Test #1 prior to his/her initial judging and then apprentice at one MAFCA sanctioned fashion event. The Apprentice Judge's worksheet will not be used for tabulation but will be reviewed by the Chief Judge who will determine if the applicant is ready for certification as a Judge when the remaining tests have been passed.

B. **Judge**-a member who has judged as an Apprentice Judge at one MAFCA sanctioned fashion event and has passed all fashion area tests.

C. **Senior Judge**-a member who has passed all six fashion tests and judged in four fashion areas at four different MAFCA sanctioned fashion events, and has been a fashion entrant in a MAFCA sanctioned fashion event. Anyone who had Senior Judge status as of September 12, 2008 will not be required to be an entrant to maintain their status.

D. **Master Judge**-a member who has judged in all five fashion areas at five different MAFCA sanctioned events, has been a fashion entrant in a MAFCA sanctioned event and has conducted an era fashion seminar at a MAFCA sanctioned event or MAFCA Annual Meeting or has published an era fashion article in *The Restorer*. Anyone who had Master Judge status as of September 12, 2008 will not be required to be an entrant to maintain their status.

E. **Chief Judge**-a member who is a Master Judge (for National Meets) or a Senior Judge (for Divisional or Regional meets) who has been nominated by the Era Fashion Committee and approved by the MAFCA Board of Directors. Senior or Master Judges may be designated as an assistant to the Chief Judge. For a National Meet the assistant must be a Master Judge.

DUTIES OF A CHIEF JUDGE

1. The Chief Judge will need a copy of the *Fashion Judges Procedures Manual (FJPM)* which includes the Chief Judge's checklist. This is available to download on the MAFCA website and from the MAFCA office.
2. The Chief Judge shall select judges and make assignments, supervise all fashion judging, conduct judges' meetings and resolve judging questions which arise during the judging process. A Chief Judge will not make scoring determinations or enter judging points on the score sheet. The Chief Judge oversees all judges and tabulators.
3. In the event the score is questioned, the Chief Judge may return the worksheets to the judges for their re-evaluation prior to the awards ceremony.
4. The Chief Judge does not score or change scores, but always reserves the right to question the scores.
5. The Chief Judge collects all scored worksheets upon final tabulation, including those of Apprentice Judges.
6. The Chief Judge shall transfer all scores to the Fashion Judging Results Sheet and attach a summary of all judge's comments. This will be mailed to the entrants and to the Era Fashion Committee Chairperson no more than forty five days after the meet.
7. Following the meet, the Chief Judge will send to the Era Fashion Chairperson the completed Era Fashion Judges Record, the Evaluation Sheet for Apprentice Judges, original scoring sheet, all documentation and photos.

GENERAL GUIDELINES

FASHION JUDGING - continued

JUDGING DEFINITIONS

1. Team of Judges: Two or more judges selected to judge in one of the five areas of fashion judging. The team judge having the highest certification shall enter points on the judging score sheets. If two judges have the same certification level, the Chief Judge will appoint one as Team Captain.

2. Sanctioned Judging: An event, approved by the MAFCA Board, for MAFCA fashion judging in which the MAFCA *Fashion Guidelines* are used for judging Model A era fashions.

3. Records: A master record of all certified MAFCA fashion judges shall be maintained by the Era Fashion Committee Chairperson. This record shall include the judge's name, contact information, tests passed, judging experience, status, date and location last judged. For Master Judge, a record of most recent seminar(s) by date and location, and/or article (s) published in *The Restorer* shall be recorded. The EFC Chairperson will update the records and provide a copy to MAFCA Headquarters.

4. Certification Maintenance: All judges must judge in at least one National Meet or one sanctioned Model A meet in the most recent five year period. If certification lapses, the individual wishing to renew their status must successfully pass the recertification test. The test is available for download from the MAFCA website or by contacting MAFCA Headquarters.

JUDGES' INFORMATION

1. Only MAFCA certified fashion judges will be used for National and sanctioned meets.

2. A judge may not be an entrant but should be dressed in Model A era fashion or Model A Era Image.

3. The panel of judges shall be chosen at least one month prior to the judging meet and advised as to their area of responsibility.

4. Judges will assemble at a designated time and place prior to the judging process for final instructions from the Chief Judge.

5. Judges are encouraged to write comments on the worksheet to assist the entrant in preparation for future meets. Where there is any reduction of points in a specific area, judges must state the

reason for the point reduction.

6. Where written comments are given, consideration in wording is important so as not to offend the entrant.

7. Entrants participation in future judging is the number one goal. If the entrant receives a low score, encouraging words should be emphasized by the judge's verbal and written comments.

8. Judges should work in the judging room in such a manner as to promote harmony and enjoyment for all participants in the process.

9. Open discussion of the entrants and their fashions must be reserved to the privacy of the judging room.

10. Judges should keep conversation between each other at a minimum during the fashion judging.

11. Judges should be careful and considerate in expressing their comments (vocal and written) to the entrant, so as not to cause any undue embarrassment.

JUDGES' MEETING

A Judge's meeting will be scheduled prior to the start of any judging. This meeting shall be a closed meeting. Attendees shall include:

1. Chief Judge
2. All Judges responsible for scoring entrants.
3. All Apprentice Judges.
4. Host Fashion Coordinator.
5. Personnel to assist the Chief Judge. This includes tabulators, runners, ushers and judges' commentator.
6. Any other persons responsible for conducting any aspect of actual fashion judging process.

MASTER TABULATOR SHEET

- 1) The tabulator completes this form and gives it to the Chief Judge after judging is completed.
- 2) The Chief Judge will determine the award based on the score total, and enter it on the form.
- 3) The Chief Judge will return a copy of this form to the Host Fashion Coordinator.
- 4) The Chief Judge will return the completed Master Sheet to MAFCA Headquarters, c/o of the EFC Chairperson within 45 days of the conclusion of the meet.

Meet Name _____ Location _____ Date _____

Reg. #	Appt. Time	Entrant Name	Category/ Division	Class	Score Total	Award Entered by Chief Judge

ERA FASHION COMMITTEE CHAIRPERSON
Duties and Responsibilities

The Era Fashion Committee Chairperson, nominated by the Era Fashion Committee, is appointed by the MAFCA President and, with board approval, shall assume such duties and responsibilities as set by the Board.

Duties and Responsibilities:

1. Establish and serve as chairperson of the Era Fashion Committee and recommend members, as necessary, for appointment by the MAFCA Board.
2. Be responsible for ensuring compliance with the MAFCA *Fashion Guidelines* at all National, International and MAFCA sanctioned fashion events where fashion judging is part of the event.
3. Approve all Era Fashion Committee documents and forward to the MAFCA Board for approval prior to public or official publication.
4. Work with *The Restorer* staff to insure accuracy of era fashion material printed.
5. Be available to advise in the administration of fashion judging at all sanctioned meets and be a consultant in any area needed.
6. Monitor, with the committee, the fashion judging testing and advancement program.
7. Make sure the Host Fashion Coordinator and the Chief Judge have copies of the MAFCA *Fashion Guidelines* and the Fashion Judging Procedures Manual in preparation for each meet.
8. Advise the MAFCA President and Board on matters pertaining to the needs and work of the Era Fashion Committee and seek Board approval where required.
9. Work with the MAFCA webmaster in maintaining the Era Fashion section of the MAFCA website.
10. Recommend to the MAFCA Board the person to serve as Chief Judge at National and International meets.
11. Work to maintain a high standard of professionalism attaining the purpose of the Era Fashion Committee.
12. Contact the Chief Judge for the next National Convention and welcome them to the EFC, per MAFCA policy (Part 3, Sec 7, #5) and obtain a photo and brief biography for publication in *The Restorer* and on the website. Notify the current MAFCA Publications Director and Web Liaison and ask them to post the picture and/or biography in the appropriate places.
13. Ensure that the Fashion Editor is aware of MAFCA policy (Part 1, Sec 1, 4A) which states that all articles related to fashion are to be sent to the EFC Chairperson for content review prior to forwarding articles to *The Restorer* for publication.

ERA FASHION COMMITTEE

1. Purpose: The purpose of the MAFCA Era Fashion Committee shall be to:
 - a. Maintain, coordinate, publish and update a set of Model A Ford Era Fashion Guidelines
 - b. Maintain, standardize and update an Era Fashion Judges' Certification Program
 - c. Establish, coordinate and update a testing program for certification of era fashion judges
 - d. Develop, maintain and coordinate procedures for judging era fashions at National Conventions and other MAFCA sanctioned fashion events
 - e. Establish, coordinate and maintain a classification system for judging era fashions
 - f. Develop, maintain and update a judging award system for era fashion competition at National Conventions and other MAFCA sanctioned fashion events
 - g. Recruit prospective new members for the EFC to be recommended to the MAFCA board
 - h. Review the judging results of all MAFCA sanctioned fashion judging events, provide comments and/or recommendations to the Chief Judge

2. Committee: The MAFCA Era Fashion Committee shall be made up of six (6) MAFCA members recommended by the Era Fashion Committee, approved by the Board of Directors. The members shall be appointed to two-year terms; three (3) members being appointed in even-numbered years and three (3) members being appointed in odd-numbered years. All terms shall begin July 1. Members may be re-appointed to a single consecutive second term only.

Any MAFCA member wishing to become a member of the Era Fashion Committee shall submit a letter of request to the Committee Chairperson along with a list of their qualifications and experience.

The Committee members and Board of Directors approved attendees shall receive no compensation for their work. Travel, hotel and other expenses for meetings approved by the Board of Directors may be paid as per MAFCA policy (see PART III, Section 12).

3. Task: The Fashion Committee shall establish detailed written requirements and procedures for the items outlined in Paragraph 1 above. All new, modified or revised requirements and procedures shall be submitted to the Board of Directors for approval.

4. Era Fashion Committee Chairperson: The Era Fashion Committee Chairperson shall be nominated by, and from the Committee, at their last meeting prior to July 1 and approved by the Board of Directors. The term of office shall be one year unless re-nominated for additional one-year terms by the Committee. The duties of the Era Fashion Committee Chairperson include, but are not limited to the following:
 - a. Chairing all meetings of the Committee and representing the Committee to the Board of Directors.
 - b. The Chairperson shall conduct all meetings in accordance with Roberts Rules of Order. When voting, either verbal or by show of hands, the Chairperson shall vote only when necessary to break a tie. When voting is by ballot, the Chairperson shall vote with the committee members. All tie votes shall be broken by repeat voting until the tie is broken. If the tie cannot be broken by repeat voting, then the MAFCA Board of Directors shall break the tie at the next MAFCA Board of Directors meeting.
 - c. Working with The Restorer Editor, through the Publications Director, to insure the accuracy of all printed era fashion material. Working through the Website Liaison and Webmaster for updates to the Website.
 - d. Updating the Era Fashion Guidelines as needed.
 - e. Approving all Era Fashion Committee documents prior to publication.
 - f. Working to maintain a high standard of professionalism in attaining the purposes listed in Paragraph 1.
 - g. Developing and submitting to the MAFCA President a proposed budget for anticipated Committee activities by March 1 of each year.

- h. Arrange for the nomination of candidates for Chief Judges at National Conventions, Regional and Divisional meets when requested by meet organizers. The candidate will be appointed by the MAFCA President and approved by the Board of Directors.
 - i. Periodically prepare articles for publication in The Restorer on the Committee's activities, current judging issues, or other subjects of interest to the membership.
 - j. Assure that the Fashion Editor of The Restorer is updated on all pertinent issues and decisions that come before the Era Fashion Committee.
 - k. Receive the judging documents from the Chief Judge; make the necessary changes to the judging roster; send letter to apprentice judges advising them of their status; and notify MAFCA Headquarters who will need to send new judging cards.
5. Era Fashion Chief Judges: The National Convention, Regional and Divisional Era Fashion Chief Judges shall be recommended by the Era Fashion Committee, appointed by the MAFCA President, and approved by the Board of Directors. The National Convention Chief Judge shall be a Master Judge and the Regional and Divisional Chief Judges shall be a Senior or Master Judge. The National Convention Chief Judge, if not a member of the Era Fashion Committee, or if a Committee member whose term on the Committee shall expire and no reappointment can be made, shall become a non-voting, member of the Committee until the National Convention is held. The duties of the National Convention, Regional and Divisional Era Fashion Chief Judges shall include, but are not limited to the following:
- a. Responsibility for the administration and implementation of fashion judging at a National Convention, Regional or Divisional Meet.
 - b. Providing The Restorer Editor with a list of all Era Fashion winners at the National Convention. A list of Era Fashion winners at Regional and Divisional Meets shall be provided to the host group coordinator
 - c. Making available to the Host Era Fashion Coordinator a current copy of the Era Fashion Judging Procedures Manual which contains the judging worksheets, entry forms, etc. and suggestions for conducting the era fashion judging.
 - d. After reviewing all scores, transfer the scores and comments to the judging results form.
 - e. Instructing and directing all persons involved in judging in concert with the Host Fashion Coordinator
 - f. Submitting to Era Fashion Committee Chairperson a list of participating Judges and appropriate evaluation forms to update the Judge's Master File for future reference. A duplicate copy of entries to the judges' files should also be provided to the MAFCA Headquarters.
 - g. Upon appointment, the National Convention Era Fashion Chief Judge may attend all Era Fashion Committee meetings until the National Convention is held.
 - h. Upon completion of the event, submit a letter to the MAFCA EFC Chair certifying that all judging activities were conducted according to MAFCA's adopted procedures and policies.
6. EFC Liaison: The President shall appoint a Director to act as a liaison with the Committee. Although this Director is not a member of the Committee, he or she shall:
- a. be an advisor to the Committee, and to the Chair.
 - b. be included as an information addressee on incoming and outgoing Committee correspondence.
 - c. be authorized and encouraged to provide input on the Era Fashion Guidelines material and procedures
 - d. be authorized to attend formal meetings of the Committee.

REQUEST FOR MAFCA FASHION JUDGING SANCTION

In order to receive credential credit for fashion judging, MAFCA must sanction the event. To do this, send your request, using this form, to the Era Fashion Chairperson at MAFCA Headquarters. This should be done as soon as you know you will have fashion judging, but no later than 6 months prior to the meet. You will be notified when the approval has been received.

1. Is this meet National Divisional Regional Other _____
2. Meet dates _____
3. Meet location _____
4. Anticipated number of era fashion entrants _____
5. Name of the person you would like to serve as Chief Fashion Judge, (must be a senior or master judge). For a National Convention the Chief Fashion Judge must be a master judge. MAFCA has a list of all judges. You may obtain a copy from the Era Fashion Committee Chairperson.

Chief Fashion Judge Name _____ Email _____
6. After receipt of this form, the Era Fashion Chairperson will forward the request to the Board for approval.
7. Once the approval has been received by the MAFCA Board of Directors, the MAFCA liaison to the Era Fashion Committee will notify the EFC Chairperson who in turn will notify the Host Fashion Coordinator of the event.
8. Fashion judging must be conducted in accordance with The Fashion Guidelines.

Download all three sections of the *Fashion Judging Procedures Manual (FJPM)* from the MAFCA website. You can find it under Era Fashion Judging. The *FJPM* will give you the information you need for your meet. If you are unable to download the *FJPM* please notify the EFC Chairperson to arrange for an alternative delivery.

Host Group Chairperson _____ Email _____

Signature _____ Date _____

Host Fashion Coordinator _____ Email _____

Mailing Address _____

Telephone Number _____

Chapter: _____

This is approved by _____ **EFC CHAIRPERSON**

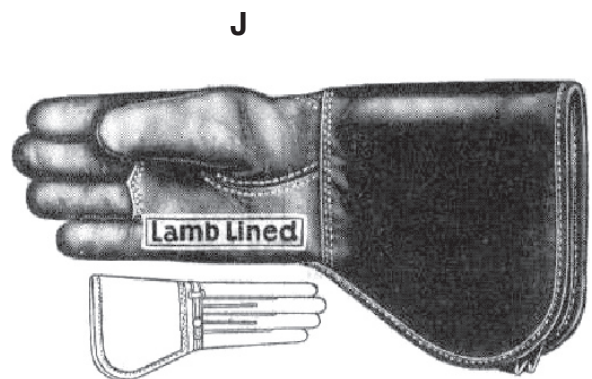
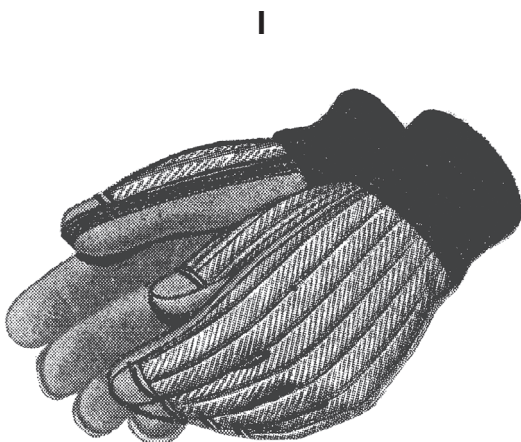
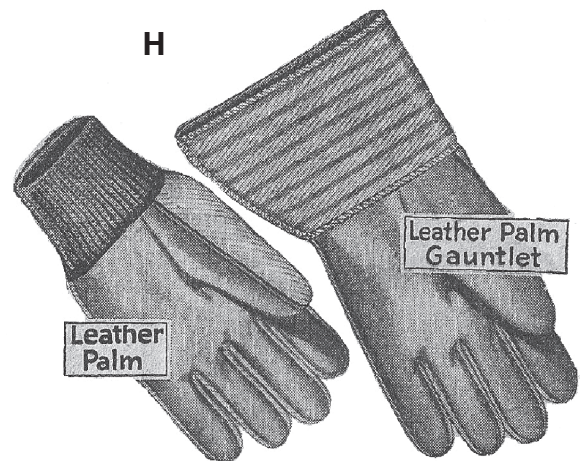
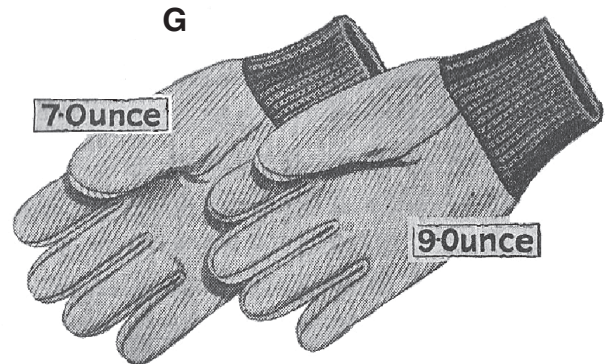
Signature _____ Date _____

Approved by MAFCA Board of Directors _____

COORDINATED APPAREL

Gloves for Work


- G. Plain canvas gloves with blue, double-knit cuffs came in 7, 9, 12, and 14 oz weights, chosen according to the work to be done. They had back stitched seams with a soft nap on the inside. *Montgomery Ward, F/W 1928*
- H. For heavier work the fingertips and/or the palm of the hand might have leather reinforcements. *Montgomery Ward, F/W 1928*
- I. Striped canvas gloves with leather palm and finger tips. *Montgomery Ward, F/W 1930/31*
- J. This gauntlet work glove has a double cuff to protect coat sleeves. Lined or unlined this chrome tanned cowhide leather will stand rough, hard service and will remain soft and pliable even when exposed to steam or water. *Montgomery Ward, F/W 1928*



SPATS, GAITERS, PUTTEES, AND LEGGINGS

Spats, gaiters, puttees, and leggings were worn more for warmth than looks. Spats are made from quality heavy wool, and buttoned on the outside. Worn with a suit or with a morning coat and striped pants, spats were the choice for dressier occasions. Gaiters are a slightly longer version of spats, and came in both 10-button and 5-button lengths. Made of heavy canvas, they were often lined with a felted wool or fleece for warmth. Longest in length, puttees and leggings came in both leather and durable canvas, and covered the entire lower leg. They were available unlined, or blanket lined; some leggings were rubber interlined. These longer length leggings sported spring-hook fasteners, lacings, or straps which wrapped around the calf and ankle for a secure fit.

A. Spats made of heavy wool and buttoned on the outside. *Vanity Fair*, December 1929

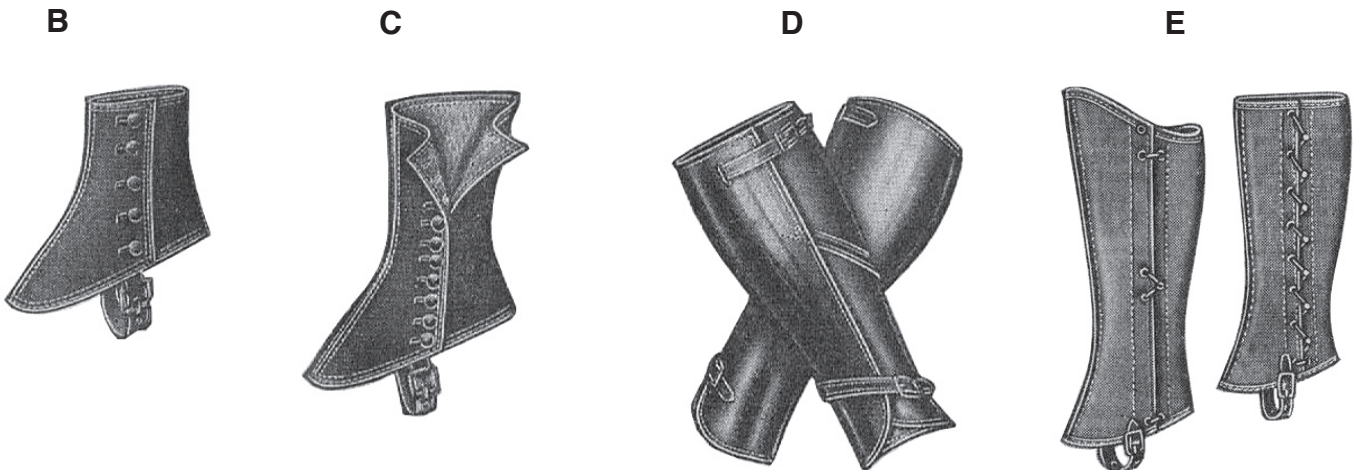


B. 5-button gaiters in fawn or black. *Montgomery Ward*, Winter, 1928

C. 10-button black cloth gaiters. *Montgomery Ward*, Winter, 1928

D. Leather Puttees, molded to fit snugly at the calf and angle. *Montgomery Ward*, Winter, 1928

E. Durable Canvas Leggings with hook and lace closure. *Montgomery Ward*, Fall/Winter, 1930/31

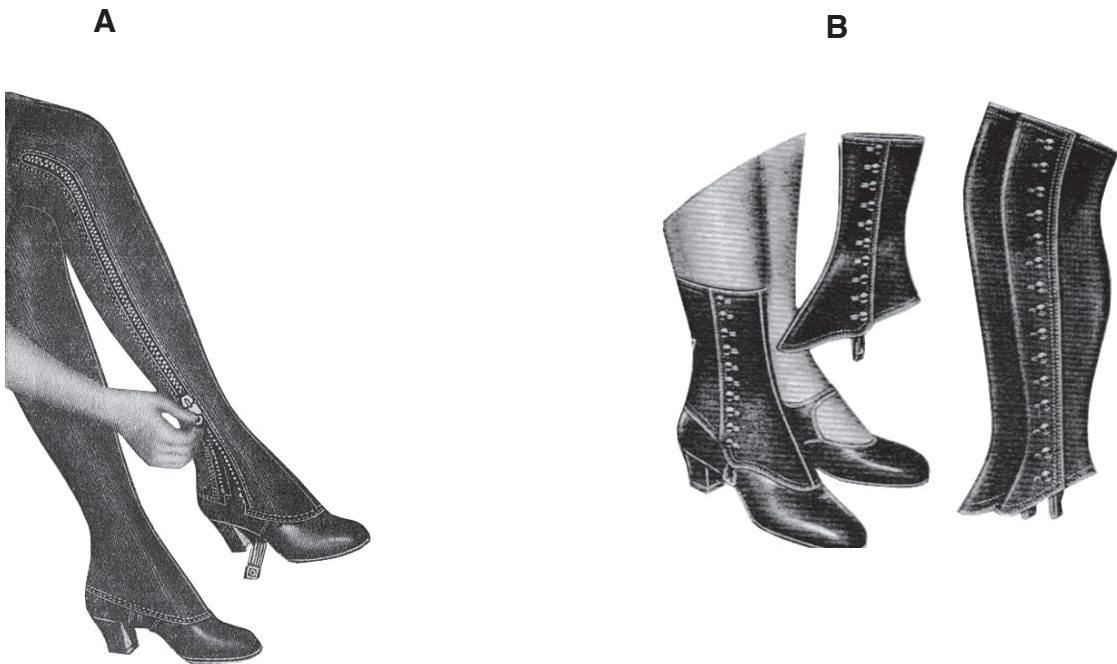


GAITERS AND LEGGINGS

Gaiters and leggings were worn more for warmth than looks. Worn over the shoe, gaiters came in 10-button and 5-button lengths, and were made of all wool. Leggings came in knee length and over the knee, and were made of black cotton jersey, often lined with a felted wool or fleece for warmth; leggings were available with both button fasteners and new slide fasteners.

A. Fleece lined, "Slide-ezy" over the knee leggings. *Montgomery Ward*, F/W 1930-31

B. 10-button gaiters and knee length leggings. *National Bellas Hess*, F/W 1928-29



CONTENTS

Section 4 CHILDREN'S ERA FASHIONS

INFANTS 4A

MAJOR GARMENTS	4A-1
HEADGEAR	4A-2
COORDINATED APPAREL	4A-3
ACCESSORIES	4A-5
FOOTGEAR	4A-6

MAJOR GARMENTS 4B

TODDLERS AND PRESCHOOLERS	4B-1
TODDLER/PRESCHOOL BOYS	4B-1
TODDLER/PRESCHOOL GIRLS	4B-3
BOYS SCHOOL, DRESS and SPORTSWEAR	4B-7
GIRLS SCHOOL, DRESS and SPORTSWEAR	4B-13
Ages 7 to 14	4B-14
GIRLS SCHOOL, PARTY and SPORTSWEAR	4B-17
Ages 14-20	4B-17
NIGHTWEAR	4B-21

HEADGEAR 4C

TODDLERS AND PRESCHOOLERS	4C-1
SCHOOL AGE BOYS	4C-3
SCHOOL AGE GIRLS	4C-4
1928	4C-4
1929-30	4C-5
1931	4C-6
CHILDREN'S- HAIR STYLES	4C-7

COORDINATED APPAREL 4D

TODDLERS AND PRESCHOOLERS - Undergarments	4D-1
Boys and Girls	4D-1
SCHOOL AGE BOYS - Undergarments	4D-2
Boys	4D-2
SCHOOL AGE GIRLS - Undergarments	4D-3
Girls	4D-3
TODDLERS AND PRESCHOOLERS - Outer Garments	4D-5
SCHOOL AGE CHILDREN - Outer Garments	4D-7
Coats and Sweaters	4D-7
SCHOOL AGE BOYS - Outer Garments	4D-7
Boys Coats	4D-7

CONTENTS- continued

SCHOOL AGE GIRLS - Outer Garments	4D-9
Girls Coats - 1928	4D-9
Girls Coats - 1929	4D-9
Girls Coats - 1930	4D-11
Girls Coats - 1931	4D-12
Aprons and Smocks	4D-13
SCHOOL AGE GIRLS AND BOYS - Outer Garments	4D-14
Bathrobes	4D-14
Gloves and Mittens	4D-15
Boys Furnishings	4D-15

ACCESSORIES 4E

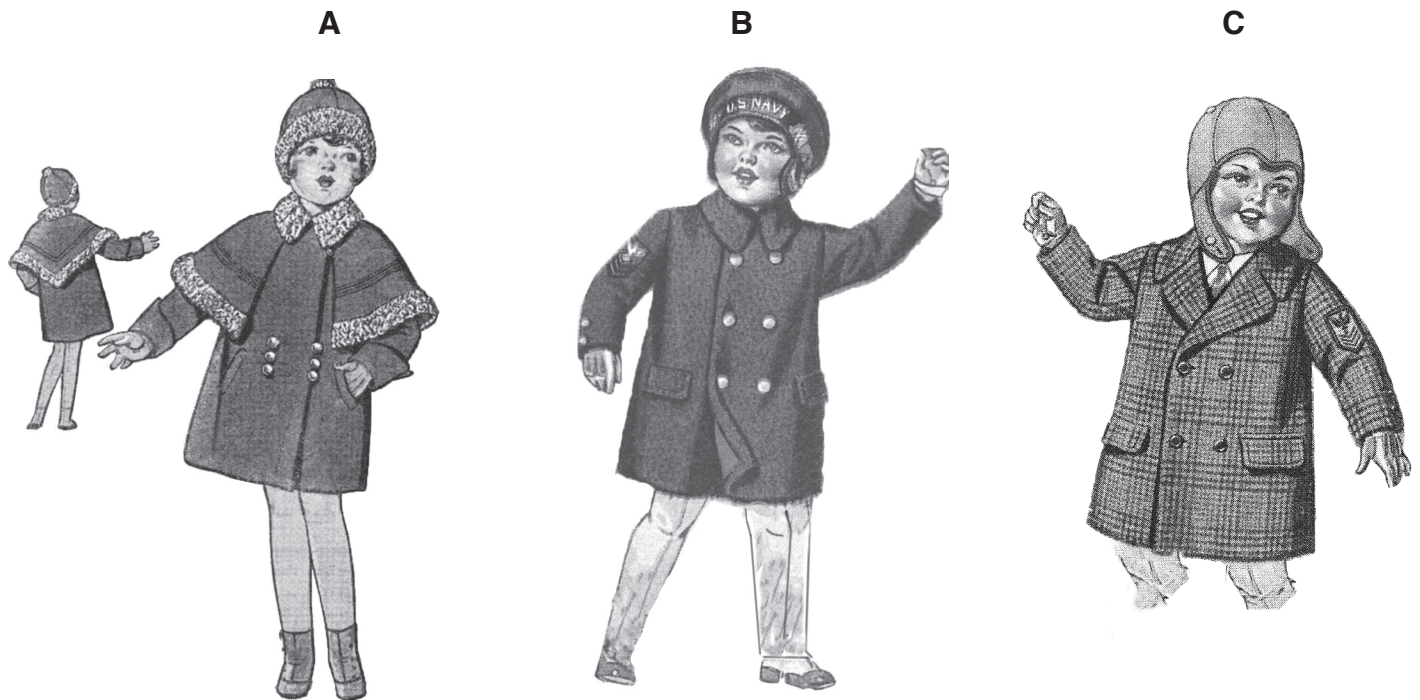
JEWELRY	4E-1
PURSES	4E-3
TOYS	4E-4

FOOTWEAR 4F

SHOES	4F-1
Toddlers and Preschoolers	4F-1
Children, Ages 4-14	4F-2
Junior Boys, Ages 14-18 and College	4F-4
Junior Girls, Ages 14-18 and College	4F-5
Lounging Shoes and Slippers	4F-6
Specialty Shoes	4F-6
HOSIERY	4F-7

TODDLER AND PRE-SCHOOL - Outer Garments

The following examples of outer wear are from the Sears catalog. In reviewing the material there was not much variety for boys, usually a double breasted coat, while girls had more styles to choose from. Sweaters were seen in cardigan and pull over styles for both sexes. Matching hats were also worn in cold weather.



- A. All wool flannel coat with a detachable cape. The cape and collar are trimmed in astrakhan krimmer cloth. The cape fastens to the coat with snap fasteners that can be easily detached. Lined with sateen and warmly interlined. It came in Copenhagen blue. Ages 2 to 6 years. *Sears F/W 1929-30*
- B. A sturdy double breasted Admiral Style coat of heavy weight chinchilla cloth. The yoke and sleeves are sateen lined with a scarlet all wool flannel lining. Ages 1 to 4 years. *Sears F/W 1929-30*
- C. Smart overcoat of heavy weight all wool plaid. It is warmly lined with $\frac{3}{4}$ wool flannel. The yoke and sleeves are lined in sateen. Note the tan leather aviator style helmet. Ages 1 to 4 years. *Sears F/W 1929-30*

TODDLER AND PRE-SCHOOL - Outer Garments-- continued



- D. All wool Germania chinchilla heavyweight overcoat. Lined in wool plaid flannel. Deep pockets. Comes in navy blue. One size ages up to 4 years. *Sears F/W 1929-30*
- E. A heavy washable cotton suede cloth which looks like fine suede leather and wears almost as well. This three-piece set, with sliding rustproof fastener, is practical for boys and girls. Brown, red or Copenhagen blue. Ages 2 to 7 years. *Sears F/W 1929-30*
- F. These two sweater coats are of all-wool. Ages 2 to 6 years. *Sears F/W 1929-30*

- G. The blue and red slipover sweater on the left is appropriate for boys or girls. Knit in elastic rib stitch of all wool worsted with varied color Rayon stripes. The brown button up sweater on the right also comes in navy blue or red. Medium weight all wool sweater with two pockets and attractive stripes. *Sears F/W 1929-30*

